

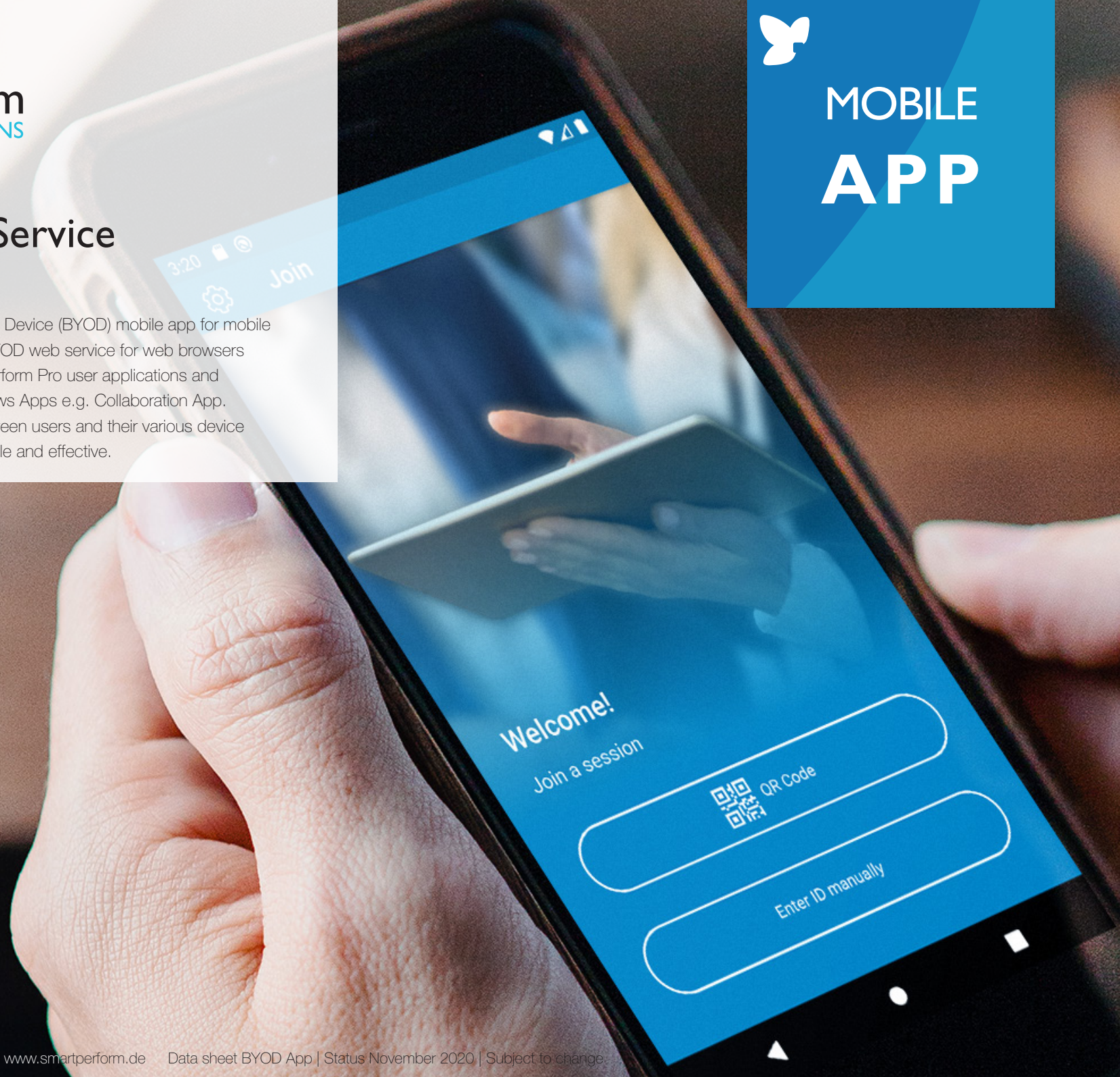


## BYOD App / BYOD Web-Service Datasheet

The smartPerform Bring Your Own Device (BYOD) mobile app for mobile devices (iOS, Android) and the BYOD web service for web browsers complement customized smartPerform Pro user applications and standardized smartPerform Windows Apps e.g. Collaboration App. The collaborative work forms between users and their various device platforms become amazingly simple and effective.



# MOBILE APP



# BYOD App / BYOD Web-Service

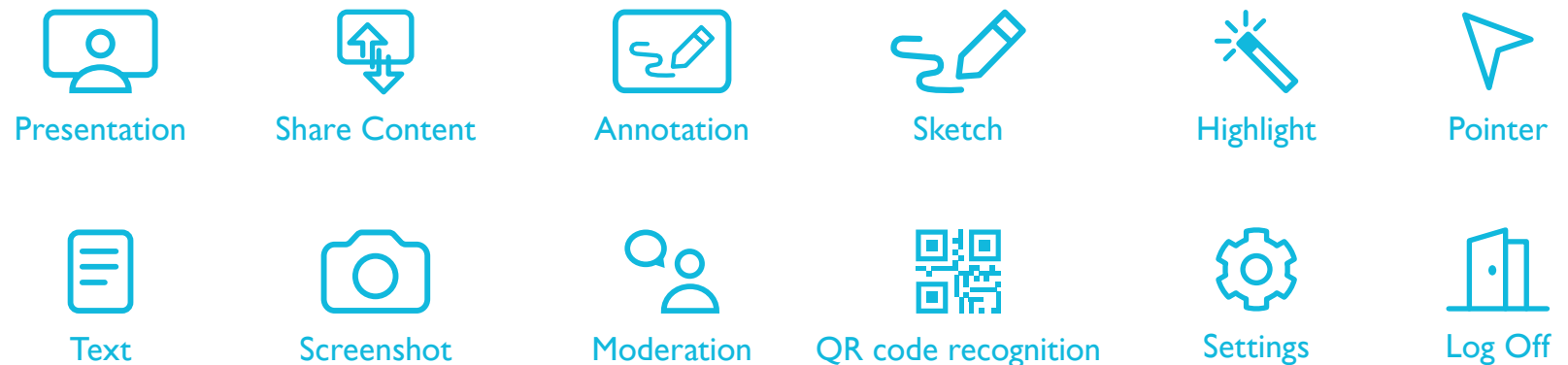
## For mobile devices und devices with Web-Browser

The smartPerform Bring Your Own Device (BYOD) mobile app for mobile devices (iOS, Android) and the BYOD web service for web browsers complement customized smartPerform Pro user applications and standardized smartPerform Windows apps such as Collaboration App. The collaborative working forms between users and their different device platforms become amazingly simple and effective.

The central element is a smartPerform application (project or product solution) on a presentation computer with Microsoft Windows operating system as well as a network with sufficient capacity.














The smartPerform Bring Your Own Device App (BYOD) is available free of charge in your App Store or at Google Play. The licensing for this service or the provision of the web service is done via the smartPerform products with the license activation for BYOD.

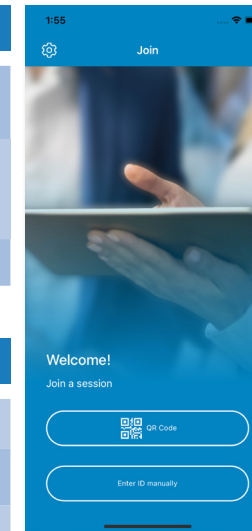
## Central functions



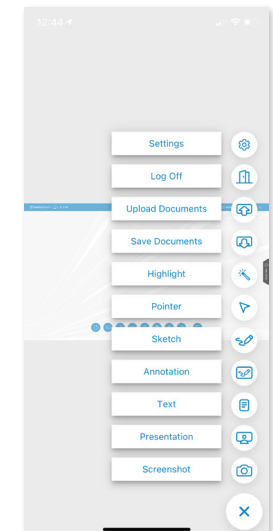


# Overview User Interface

Login	Description
 QR-Code Recognition	By scanning a QR code in the smartPerform presentation, the login data of the presentation is transferred to the user's mobile device in the simplest possible way.
Manual input of session data	The login data of the smartPerform presentation (IP address and password) can also be input manually. The corresponding data is located below the QR code in the current smartPerform presentation.
Login	Confirmation of login data and participation in smartPerform presentation.
Main menu	Description
 Settings	Menu for technical options and system information.
 Log Off	Terminates the connection to the display presentation.
 Presentation	Display of the current screen presentation of the main screen with automatic update.
 Moderation	The menu contains functions for to remote control of the presentation application. A rights management in the presentation application allows the moderator to customize available functions of for the respective users.
 Upload Documents	Upload and distribute local and global presentation content.
 Download Documents	Download and distribute local and global presentation content.
 Highlight	Mark the areas on the presentation interface that are important to you.
 Pointer	The Pointer function is used to remote control the presentation interface via a virtual mouse pointer.
 Sketch	The Sketch function creates a new sketch on the local device.
 Annotation	This annotation feature allows collaborative editing of content on the presentation screen.
 Text	Use the text function to create comments and text annotations and share your thoughts with the presentation participants.
 Screenshot	Create a screenshot of the current screen presentation.









Login



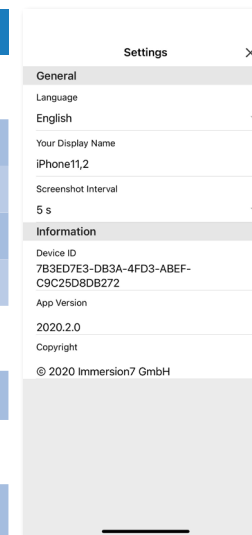
Main menu

Note: The design of the pictured surfaces varies between Android, iOS devices, landscape and portrait format and Web pages.

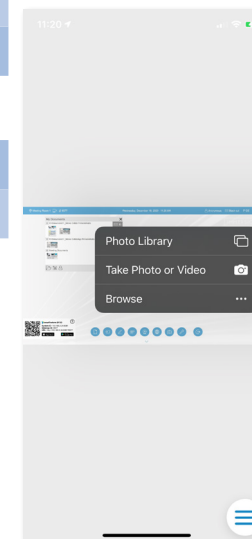
# Functions in Detail

Buttons	Description
 <b>Settings</b>	
Language selection	App language selection (German / English).
Display name of the device	Setting device name for display in the connected display presentation.
Update interval	Adjustable interval for synchronizing the content with the connected display presentation.
Device ID	Display device ID.
 <b>Log Off</b>	
Log out	Terminates connection to the display presentation.
 <b>Upload Documents</b>	
 Select action - camera	Activates device camera.
 Select action - video camera	Activates video camera of the device.
... Select action - files	Allows access to device files.
 <b>Download Documents</b>	
All documents	Download all released documents of the display presentation.
Individual documents	Download individual shared documents of the display presentation.

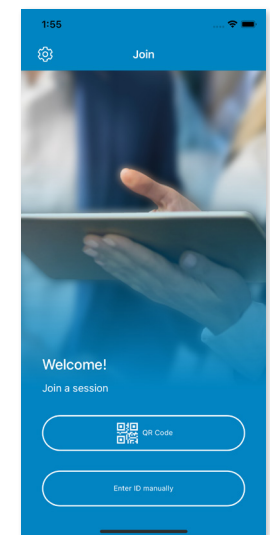
Note: The design of the pictured surfaces varies between Android, iOS devices, landscape and portrait format and Web pages.



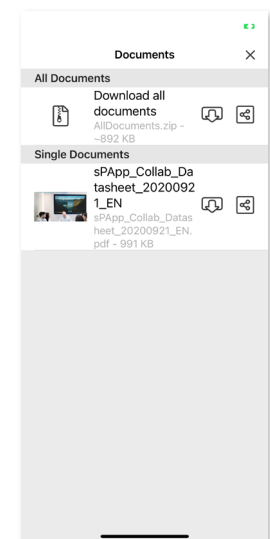
Settings



Upload Documents



Log Off




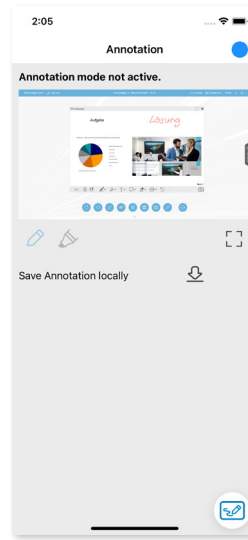



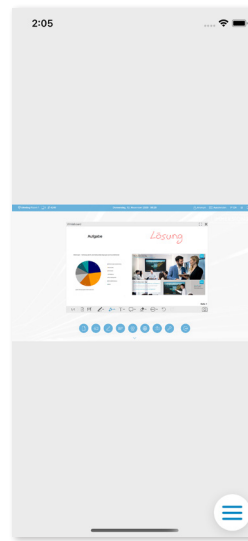



Download Documents

# Functions in Detail

Buttons	Description	
<b>Highlight</b>		
 Highlight	Mark the areas on the presentation interface that are important to you.	
 Full screen	Turns on the full screen mode.	
<b>Pointer</b>		
Mode	Option between touchpad and screenshot as background.	
Sensitivity	Controls the sensitivity of the cursor in the presentation.	
Control Presentation	Activates direct screen control (mouse click).	
Click	Execution of mouse clicks and touch clicks.	
Hold	Function keep left mouse button pressed to move a window e.g. with finger/mouse pointer.	
 Full screen	Turns on the full screen mode.	
<b>Sketch</b>		
Local & Presentation	Sketch local or joint content.	
 Background	Adjustable background for local sketches (white, screenshot, camera, image gallery).	
 Pen	Selection of various pens.	
 Markers	Selection of different text markers.	
 Recycle Bin	Delete the current sketch.	
 Restore	Restore deleted steps.	
 Undo	Undo last step.	
 Upload	Share sketch with the smartPerform presentation.	
 Download	Save sketch locally.	
 Full screen	Turns on the full screen mode.	

Note: The design of the pictured surfaces varies between Android, iOS devices, landscape and portrait format and Web pages.

# Functions in Detail

Buttons	Beschreibung	
<b>Annotation</b>		
 Pen	Selection of different drawing pens.	 <p>Annotation</p>
 Marker	Selection of different highlighters.	
 Full screen	Turns on the full screen mode.	
 Download	Saves annotations locally.	
<b>Text</b>		
Share your thoughts...	Create comments and notes.	 <p>Text</p>
 Delete text	The text is deleted.	
 Upload	Share with the smartPerform presentation.	
<b>Presentation</b>		
Presentation Mode	Watch on screen presentation.	 <p>Presentation</p>
<b>Screenshot</b>		
 Synchronize	Synchronizes screen display	
 Download	Save screenshot locally.	
 Pen	Selection of different drawing pens.	 <p>Screenshot</p>

Note: The design of the pictured surfaces varies between Android, iOS devices, landscape and portrait format and Web pages.

# System Requirements

Specifications	Description
System requirements	<ul style="list-style-type: none"> <li>- IOS: from version IOS 8</li> <li>- Android: from version Android 4.4</li> <li>- Latest Internet-Browser Version</li> <li>- Port activations in the IT infrastructure</li> </ul>
System language (Configuration)	German, English

## System architecture

